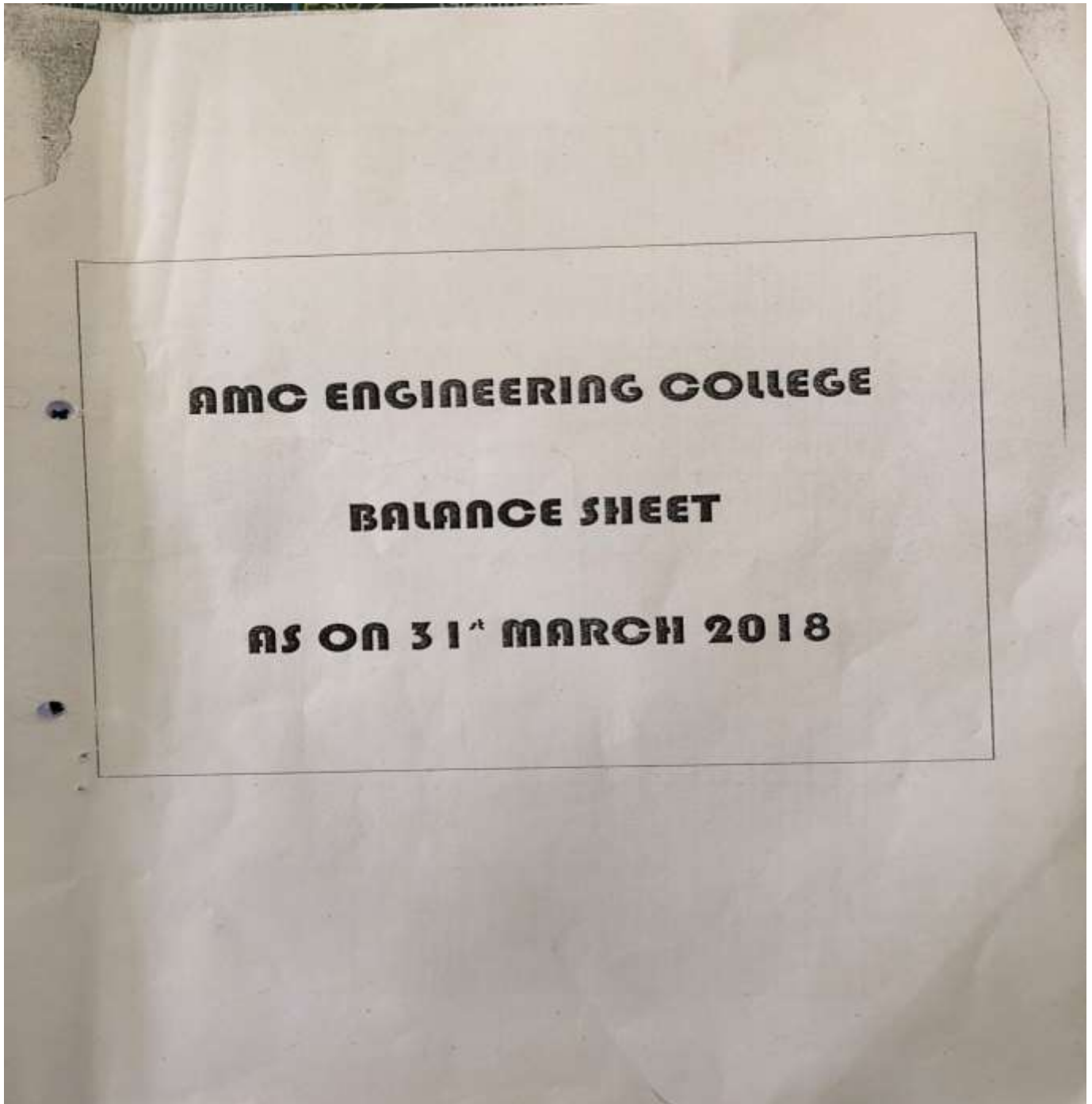




**AMC ENGINEERING COLLEGE**  
Bengaluru - 560 083

**Balance sheet - 2018:**

**1. Main covering Page**



## 2(a). Fixed asset schedule

<b>AMC ENGINEERING COLLEGE</b>										
[ A UNIT OF PARAMABASBA FOUNDATION TRUST ]										
<b>SCHEDULE TO FIXED ASSETS AS ON 31st MARCH 2018</b>										
Particulars	Gross Block				Depreciation				Net Block	
	As on 01.04.2017	Additional / Sale during the year		As on 31.03.2018	Up to 31.03.17	Rate of Dep %	For the Year	Up to 31.03.2018	As on 31.03.2018	As on 31.03.2017
		Before 30.09.2017	After 01.10.2017							
Land	4,17,53,728	-	(1,06,65,000)	3,06,88,728	-	0%	-	-	3,06,88,728	4,17,53,728
Power	2,06,15,307	1,61,788	21,95,702	3,33,11,797	2,80,66,797	40%	15,79,600	2,96,46,657	36,69,140	25,48,510
Building—Library Block	3,89,49,197	-	-	3,89,49,197	2,10,06,771	10%	37,84,242	2,48,01,014	2,41,48,183	1,79,42,426
Building—ADM Block	11,06,43,153	-	-	11,06,43,153	4,11,84,994	10%	69,45,816	4,81,30,810	6,22,12,343	6,94,58,139
Building—AC	18,38,73,308	58,48,414	77,90,494	20,67,12,421	8,75,84,886	10%	1,15,43,229	9,89,28,115	10,77,84,308	10,56,88,622
Building—Road Work	6,88,608	18,395	-	7,07,003	2,34,370	10%	47,263	2,81,633	4,23,370	4,54,238
Building—Mechanical Block	6,26,99,792	-	-	6,26,99,792	2,57,63,146	10%	26,50,665	2,84,56,811	2,42,42,881	2,69,36,846
Building—Hostel Block	12,32,36,499	-	-	12,32,36,499	6,51,21,620	10%	34,13,488	7,45,25,108	4,87,21,391	5,41,34,879
Building—Hostel Messes Block	93,11,542	-	-	93,11,542	33,65,334	10%	2,89,303	36,60,235	26,55,167	29,50,209
Building—Hostel Building II	5,11,44,322	-	-	5,11,44,322	2,04,19,014	10%	30,74,781	2,34,93,799	2,79,73,027	3,07,47,808
Building—New Pavilion	3,90,47,872	-	-	3,90,47,872	2,04,86,636	10%	19,66,124	2,24,32,796	1,75,15,112	1,94,61,236
Flat @ Geth. KSE	9,23,712	-	-	9,23,712	-	0%	-	-	9,23,712	9,23,712
Computers & Peripherals	12,28,55,413	26,80,361	80,79,201	13,44,15,219	10,32,94,088	40%	1,06,32,612	11,79,26,698	2,04,88,321	1,93,61,267
Furniture & Fixtures	6,42,83,394	6,32,030	36,67,313	7,85,82,737	2,50,68,713	10%	26,88,054	2,37,38,749	2,88,65,960	2,32,14,679
Office Equipment	53,71,475	3,84,803	2,28,248	62,84,526	33,30,424	33%	4,18,496	37,48,920	25,35,603	20,41,201
Printer	11,58,530	-	-	11,58,530	5,22,755	13%	94,366	6,16,921	5,33,609	6,27,375
UPS AC	36,43,948	1,75,000	-	38,58,948	11,59,244	13%	4,04,954	13,64,398	22,94,742	25,24,896
Water	68,07,694	-	-	68,07,694	60,97,309	13%	1,06,344	62,05,833	6,03,751	7,10,295



For AMC ENGINEERING COLLEGE

*[Signature]*  
Chairman

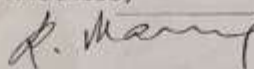


## 2(b). Fixed asset schedule

Car—Ford Explorer	11,45,000	-	-	11,45,000	11,45,000	15%	-	11,45,000	-	-
ICE	12,00,000	-	-	12,00,000	8,44,159	15%	33,376	8,97,535	3,02,460	3,51,841
Generator	13,91,000	9,30,000	-	23,41,000	9,43,077	15%	2,09,288	11,34,482	11,86,330	4,45,023
Car—BMW	28,00,000	-	-	28,00,000	19,69,706	15%	1,24,544	20,94,250	7,03,790	8,31,264
Car—Honda City	9,29,287	-	-	9,29,287	7,46,334	15%	27,843	7,73,777	1,35,510	1,02,933
Car—Toyota Qualis	17,37,000	-	-	17,37,000	13,69,972	18%	27,754	13,97,726	1,37,274	1,85,028
Tractor	1,41,800	-	-	1,41,800	1,15,077	15%	3,873	1,19,850	21,930	25,823
Car—Maruti Swift	14,33,904	-	-	14,33,904	10,23,739	15%	64,222	10,88,281	3,63,023	4,30,143
Car—Tata Winger	8,32,000	-	-	8,32,000	5,41,743	15%	43,338	5,85,283	2,46,717	2,00,239
Car—Jinor Toyota	17,08,366	-	-	17,08,366	8,16,684	15%	1,33,782	8,50,466	7,38,100	8,91,882
Maruti-Benz Car	67,62,083	-	-	67,62,083	29,22,768	15%	5,76,154	34,98,913	32,61,102	38,41,296
Car	5,13,000	-	-	5,13,000	3,03,630	15%	31,756	3,35,386	1,79,680	2,11,370
Lab—Chemistry	16,24,834	-	-	16,24,834	10,02,798	15%	93,138	10,96,936	5,27,898	8,21,056
Lab—Electronics & Computer	26,04,832	-	-	26,04,832	12,13,698	15%	2,08,673	14,22,369	11,82,483	13,91,136
Lab—Elect & Electronics E	31,24,038	2,30,000	-	33,54,038	30,87,112	15%	1,40,042	34,27,154	19,26,964	26,36,946
Lab—Electronics	63,71,731	-	-	63,71,731	56,91,036	15%	96,011	57,87,267	5,44,064	6,40,075
Lab—Telexon	19,05,679	-	-	19,05,679	14,15,578	15%	73,513	14,89,093	4,16,586	4,90,101
Lab—Electrical Equipment	37,31,824	-	-	37,31,824	32,45,140	15%	77,353	32,93,493	4,28,321	3,13,684
Lab—Telecommunication	2,79,987	-	-	2,79,987	1,82,707	15%	14,992	1,97,299	82,688	97,280
Lab—Mechanical	1,67,31,018	-	-	1,67,31,018	1,07,21,390	15%	9,81,444	1,16,22,834	31,04,144	60,09,628
Lab—Physics	5,59,510	-	-	5,59,510	4,48,650	15%	16,629	4,65,279	94,231	1,10,860
Lab—MCA	5,33,502	-	-	5,33,502	3,38,133	15%	29,302	3,67,435	1,66,047	1,85,349
New Buses - Vehicle	1,45,38,000	-	-	1,45,38,000	74,82,273	15%	10,34,459	85,34,732	19,75,288	20,29,727
Lab—Equipment	2,82,66,663	-	12,15,945	2,94,82,608	56,93,673	15%	34,77,144	91,70,819	2,03,11,789	2,21,72,988
New Buses	93,32,000	-	-	93,32,000	19,98,563	15%	11,02,716	31,31,279	62,48,721	73,21,437
Software	-	83,014	9,68,408	10,51,422	-	25%	1,41,805	1,41,805	9,09,618	-
Air Conditioner	-	67,000	-	67,000	-	15%	10,050	10,050	36,950	-
Printer	-	37,00,000	-	37,00,000	-	10%	3,70,000	3,70,000	33,30,000	-
Books Station	-	-	2,24,000	2,24,000	-	10%	11,200	11,200	2,12,800	-
<b>Total</b>	<b>81,77,52,494</b>	<b>1,86,71,989</b>	<b>1,75,07,214</b>	<b>1,09,96,31,718</b>	<b>31,09,48,284</b>		<b>6,89,72,818</b>	<b>86,99,12,814</b>	<b>46,91,28,016</b>	<b>49,78,22,132</b>



*[Handwritten Signature]*


### 3. Income and Expenditure account

<b>AMC ENGINEERING COLLEGE</b>					
[ A UNIT OF PARAMAHANSA FOUNDATION TRUST ]					
<b>INCOME AND EXPENDITURE ACCOUNT FOR THE YEAR ENDED 31st MARCH 2018</b>					
<i>EXPENDITURE</i>	<i>SCH</i>	<i>AMOUNT</i> <i>Rs</i>	<i>INCOME</i>	<i>SCH</i>	<i>AMOUNT</i> <i>Rs</i>
Staff Expenses	15	15,26,12,437	Fees Collections	13	27,02,28,386
Academic Expenses	16	40,49,151	Other Income	14	2,38,12,767
Administrative Expenses	17	5,59,07,317	CORPUS Fund		
Financial Charges	18	14,70,064			
Depreciation on Assets	7	6,09,72,510			
Excess of income over Expenditure		1,90,29,674			
<b>Total</b>		<b>29,40,41,152</b>	<b>Total</b>		<b>29,40,41,152</b>
Allocated to Corpus Fund		-	Excess of income over expenditure		1,90,29,674
Excess of income over expenditure		1,90,29,674			
<b>Total</b>		<b>1,90,29,674</b>	<b>Total</b>		<b>1,90,29,674</b>
As per our even date					
For Muralidharan & Manogaran Chartered Accountant (FRNO84135)			<b>AMC ENGINEERING COLLEGE</b> For AMC ENGINEERING COLLEGE		
 <b>R. Manogaran (M No. 28598)</b>			 <b>Chairman</b>		
					
Date : 31.10.2018					
Place : Bangalore					

**4(a).Schedule to Balance Sheet:**

<b>AMC ENGINEERING COLLEGE</b>		
[ A UNIT OF PARAMAHAMSA FOUNDATION TRUST ]		
<b>SCHEDULE TO BALANCE SHEET AS ON 31st MARCH 2018</b>		
<i>PARTICULARS</i>		AS ON 31.03.2018
<b>SCHEDULE - 1</b>		
<b>CAPITAL ACCOUNT</b>		
Opening Balance	49,81,65,703	
Add : Excess of income over expenditure	1,90,29,674	
<b>Total</b>		<b>51,71,95,377</b>
<b>SCHEDULE - 2</b>		
<b>CORPUS FUND</b>		
Opening Balance	31,32,09,897	
Add : Additions During the Year		
<b>Total</b>		<b>31,32,09,897</b>
<b>SCHEDULE - 3</b>		
<b>LOANS</b>		
<i>SECURED LOANS</i>		
State Bank of Mysore—New Benz Car Loan	47,369	
<i>UNSECURED LOANS</i>		
<b>Total</b>		<b>47,369</b>
<b>SCHEDULE - 4</b>		
<b>REFUNDABLE DEPOSITS / CURRENT LIABILITIES</b>		
KMDC Loan	1,90,090	
Balaji Xerox Center	50,000	
Canteen Deposit	50,000	
Rent Advance-SBM	7,50,000	
Pustak Xerox Center	60,000	
<b>Total</b>		<b>11,00,090</b>

for AMC ENGINEERING COLLEGE

  
Chairman

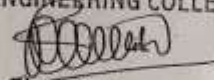




**4(b).Schedule to Balance Sheet:**

<b>AMC ENGINEERING COLLEGE</b>		
[ A UNIT OF PARAMAHANSA FOUNDATION TRUST ]		
<b>SCHEDULE TO BALANCE SHEET AS ON 31st MARCH 2018</b>		
<i>PARTICULARS</i>		AS ON 31.03.2018
<b>SCHEDULE - 5</b>		
<b>SUNDRY CREDITORS &amp; PROVISIONS</b>		
Professional Charges Payable		
Happymonk Technology Pvt. Ltd.	18,998	
Nine . 9 Communications	7,50,953	
Schindler India Pvt Ltd A/c	1,75,983	
Scholarship Payable	26,63,027	
CET Payable	25,858	
Advance Received From students	34,11,827	
Expenses Payable	1,32,414	
Tds payable	5,864	
Provident fund payable	61,634	
ESIC Payable	39,278	
Professional tax payable	78,200	
<b>Total</b>		<b>57,98,686</b>
<b>SCHEDULE - 6</b>		
<b>INTER COLLEGE TRANSFER</b>		
AMC College	6,60,83,772	
Advanced Management College	1,23,61,172	
AMC School & PU College	1,05,77,810	
AMC Hostel	1,17,32,990	
<b>Total</b>		<b>10,07,55,744</b>
<b>SCHEDULE - 7</b>		
<b>FIXED ASSETS</b>		
Enclosed Separately	46,52,45,464	
<b>Total</b>		<b>46,52,45,464</b>

For AMC ENGINEERING COLLEGE

  
Chairman



#### 4(c).Schedule to Balance Sheet:

<b>AMC ENGINEERING COLLEGE</b>		
[ A UNIT OF PARAMAHAMSA FOUNDATION TRUST ]		
<b>SCHEDULE TO BALANCE SHEET AS ON 31st MARCH 2018</b>		
<i>PARTICULARS</i>		AS ON 31.03.2018
<b>SCHEDULE - 8</b>		
<b>INVESTMENTS</b>		
India Infoline Housing Finance Debentures	1,00,00,000	
Aditya Birla Sun Life Low Duration Fund - 10363295	80,00,000	
Reliance Equity Opportunities Fund Scheme - I	30,00,000	
Reliance Yield Maximiser - III	70,00,000	
Reliance Yield Maximiser - Scheme Iv	20,00,000	
IDBI Diversifies Equity Fund	25,00,000	
IDBI Equity Advantage Fund	13,00,000	
IDBI India Top 100 Equity Fund	41,00,000	
IDBI Liquid Fund	25,00,000	
IDBI MF Tax Saving Fund	62,00,000	
Mirae Asset Cash Management Fund	25,00,000	
Mirae Asset Empining Blue Chip Fund	10,00,000	
Mirae Asset Emrging Bluechip Fund	65,00,000	
Mirae Asset Hybrid Equity Fund - 7042040133	25,00,000	
Mirae Asset India Opportunities Fund	35,00,000	
Mirae Asset Ultra Short Term Bond Fund	25,00,000	
Aditya Birla Sun Life Frontline Equity Fund - Growt	40,00,000	
Canara Robeco Emerging Equity Fund	25,00,000	
Edelweiss Large and Mid Cap Fund - Folio No;90215	2,00,00,000	
Mutual Fund	5,00,000	
Principal Emerging Bluechip Fund	10,00,000	
Sundaram Select Micra Cap Fund	25,00,000	
Sundaram Select Mid Cap Fund	35,00,000	
Sundaram World Brand Fund Series III	5,00,000	
UTI Dividend Yield Fund	25,00,000	
UTI Master Share	25,00,000	
<b>Total</b>		<b>10,46,00,000</b>
<b>SCHEDULE - 9</b>		
<b>DEPOSITS</b>		
Deposit with South India Beverages Pvt Ltd	8,000	
Deposit with Arvind Mills	85,000	
Deposit with BECOM	13,54,226	
Deposit -KPTCL	9,07,906	
Fixed Deposit—Karnataka Bank	23,81,27,558	
Fixed Deposit—SBM	4,11,67,455	
Rent Advance—N.Uma Devi	35,000	
Short Term Deposit—UBI	88,575	
Fixed Deposit with Axis Bank	18,41,064	
<b>Total</b>		<b>28,36,14,784</b>



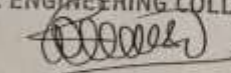
FOR AMC ENGINEERING COLLEGE

*(Signature)*  
Chairman

#### 4(d).Schedule to Balance Sheet:

SCHEDULE - 10		
LOANS & ADVANCES		
Advance—Loganathan	4,92,470	
Advance—Fire Safety Solution	8,46,097	
Advance—Freeze Point Engineers	3,75,000	
Advance—Global Education Trust	5,00,000	
Advance - Exam Remuneration	10,28,815	
Advance—AICTE	2,00,000	
Advance—Rent BHM	50,00,000	
New Model Education Society R	80,05,000	
Advance—Altafab	4,25,000	
Advance—Land	85,00,000	
Advance—Otis Elevator Co India Ltd	17,63,400	
Advance—Vehicle Maintenance	41,295	
Hindustan Housing Corporation (Staff Qtrs)	19,00,000	
Teknix Elevators Pvt Ltd	9,75,000	
Interest receivable from reliance yeild maximiser	3,73,845	
Cet amount receivable	8,60,522	
Tax deducted at source	90,22,078	
Add:during the year	22,27,115	
Fees receivable from students	86,01,087	
<b>Staff Advances</b>		
Mr. Dr. T N Srinivasa	2,50,000	
Mr. Jagadhish (Hostel)	20,000	
Mr. Ashok. S	15,000	
Mr. Bharath Reddy B H	9,000	
Mr. U Vijaya Kumar	20,500	
Mr. Varadaraj R	8,000	
Mr. Krishnaiah Chetty	1,00,000	
Mr. L M Nagalingaswamy	1,00,000	
Mr. Munikrishnappa D	17,000	
Mr. Raghavendra S N	72,070	
Mr. Sampath (Driver)	25,000	
Mr. T. Rambabu	6,000	
Mr. G V Srinivas (Accounts)	20,000	
<b>Total</b>		<b>4,96,59,073</b>

For AMC ENGINEERING COLLEGE



Chairman





**4(e).Schedule to Balance Sheet:**

<b>AMC ENGINEERING COLLEGE</b>		
[ A UNIT OF PARAMAHAMSA FOUNDATION TRUST ]		
<b>SCHEDULE TO BALANCE SHEET AS ON 31st MARCH 2018</b>		
<b>PARTICULARS</b>		<b>AS ON 31.03.2018</b>
<b>SCHEDULE - 11</b>		
<b>CASH ON HAND AND BANK</b>		
<b>CASH ON HAND</b>		
Cash	6,999	
Cash HDFC	4,980	
Petty Cash	20,736	
<b>Total</b>		<b>32,715</b>
<b>BANK BALANCES</b>		
Union Bank of India - 11673 Hostel Fee	46,624	
Union Bank of India - 16283 Scholarship	25,30,214	
Union Bank of India - 6932 University Fee	9,50,070	
Union Bank of India - 6933 Tuition Fee	2,04,346	
Union Bank of India - 6934 Corpus Fund	7,82,615	
Union Bank of India - 7546 -LLS	21,225	
Union Bank of India - 8389 Uniform Fee	17,626	
Union Bank of India - 8390 -Transportation	54,201	
Union Bank of India - 18563 P.F.Trust	60,732	
Union Bank of India - 8809	7,561	
Union Bank of India - 435302010023378	11,955	
Karnataka Bank Limited - 106721 P.F.Trust	7,60,200	
Karnataka Bank Limited - 106723 Tuition Fee	27,106	
HDFC 50100090051249	1,88,680	
SBI A/C-64186265742	47,442	
SBI A/c No-36710	2,06,629	
SBI ADMISSION FEE A/C NO.64186266268	4,87,380	
SBI Scholarship A/c No-64186266235	2,01,42,711	
SBI CORPUSFUND A/C 64186266155	1,83,835	
SBI EXAM FEE A/C NO.64186266213	7,97,072	
SBI L/L/S A/C NO. 64186266188	1,19,320	
SBI MAINTANANCE A/C NO.64186266280	46,168	
SBI PLACEMENT & TRAINING A/C NO.64186266291	84,457	
SBI TRANSPORT 64186266553	1,06,739	
SBI TUITION FEE A/C NO.64186266166	1,32,322	
SBI UNIFORM A/C.NO.64186266246	1,05,481	
SBI-UNIVERSITY FEE A/C NO. 64186266202	13,51,781	
State Bank of India - 64130581126	5,53,862	
State Bank of India - 64138656936	26,623	
State Bank of India Collect 558171	98,145	
Axis Bank - 2460	2,03,841	
Training & Placement—435302010016123	13,78,051	
<b>Total</b>		<b>3,10,61,673</b>

FOR AMC ENGINEERING COLLEGE




*[Signature]*  
Chairman

**5(a).Schedule to Income and Expenditure account:**

<b>AMC ENGINEERING COLLEGE</b>		
[ A UNIT OF PARAMAHAMSA FOUNDATION TRUST ]		
<b>SCHEDULE TO INCOME AND EXPENDITURE ACCOUNT</b>		
<b>FOR THE YEAR ENDED 31st MARCH 2018</b>		
<b>PARTICULARS</b>		<b>AS ON 31.03.2018</b>
<b>SCHEDULE - 13</b>		
<b>FEES COLLECTIONS</b>		
Tuition Fees	18,21,03,758	
LLS Fees	5,83,65,160	
Application & prospectus	8,08,500	
Admission Fees	33,63,250	
Group Insurance Fees	15,12,000	
Placement & Training	40,22,032	
Uniform Fees	31,77,524	
Transportation fees	21,98,072	
Exam Fees	12,72,917	
University Fees	1,17,56,614	
Miscellaneous Income	16,48,559	
<b>Total</b>		<b>27,02,28,386</b>
<b>SCHEDULE - 14</b>		
<b>OTHER INCOME</b>		
Bank Interest	22,70,685	
Consultancy Income	7,72,600	
Rental Income	16,92,540	
Interest on Fixed Deposit - KBL	1,39,80,723	
Interest on Fixed Deposit - SBM	33,10,597	
Interest receivable from Reliance Yield Maximiser Alternat	6,33,622	
Interest on India Infoline Housing Finance	11,52,000	
<b>Total</b>		<b>2,38,12,767</b>

For AMC ENGINEERING COLLEGE

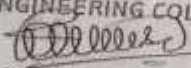
  
Chairman



**5(b).Schedule to Income and Expenditure account:**

<b>AMC ENGINEERING COLLEGE</b>		
[ A UNIT OF PARAMAHAMSA FOUNDATION TRUST ]		
<b>SCHEDULE TO INCOME AND EXPENDITURE ACCOUNT</b>		
<b>FOR THE YEAR ENDED 31st MARCH 2018</b>		
<i>PARTICULARS</i>		<i>AS ON</i> <i>31.03.2018</i>
<b>SCHEDULE - 15</b>		
<b>STAFF EXPENSES</b>		
Salaries	14,93,73,592	
Staff Welfare	4,93,759	
Provident Fund	1,86,886	
Visiting Faculty Remuneration	25,58,200	
<b>Total</b>		<b>15,26,12,437</b>
<b>SCHEDULE - 16</b>		
<b>ACADEMIC EXPENSES</b>		
Affiliation Fees	7,50,142	
Admission Expenses		
Medicine Expenses	11,342	
Functions & Seminars	8,60,335	
Lab Expenses- chemistry	1,20,310	
Lab Expenses	41,163	
Lab Expenses - Information and Science	57,000	
Lab Expenses - Computer Science	41,650	
Lab Expenses - Mechanical Engineering	1,12,808	
Lab Expenses - Physics	37,860	
Lab Expenses - Electronics & Communication Engineering	1,25,495	
Lab Expenses - Civil	11,975	
Sports & Games	27,000	
Student Welfare	6,12,434	
Skill Development Programme for Student	14,89,827	
<b>Total</b>		<b>40,49,151</b>

For AMC ENGINEERING COLLEGE


  
Chairman



**5(c).Schedule to Income and Expenditure account:**

<b>AMC ENGINEERING COLLEGE</b> [ A UNIT OF PARAMAHAMSA FOUNDATION TRUST ] <b>SCHEDULE TO INCOME AND EXPENDITURE ACCOUNT</b> <b>FOR THE YEAR ENDED 31st MARCH 2018</b>		
<b>PARTICULARS</b>		<b>AS ON</b> <b>31.03.2018</b>
<b>SCHEDULE - 17</b>		
<b>ADMINISTRATIVE EXPENSES</b>		
Advertisement Expenses	46,43,913	
Accounting Charges	4,80,000	
Building Maintenance	1,12,404	
Business Promotion	5,23,886	
Computer Maintenance	30,487	
Conveyance	1,08,459	
CET Charges Allowed	14,67,500	
Donation	6,25,000	
Electricity & Water Charges	52,76,417	
Internet exps	8,99,922	
Legal Charges	4,11,000	
Subscription & Renewal Charges	10,15,890	
Miscellaneous Expenses	77,514	
Naac Accreditation & Assessment Fee	1,33,400	
Office Maintenance	6,60,809	
Postage & Courier	16,857	
Printing & Stationary	25,66,143	
Professional Charges	2,41,520	
Professional Tax (Annual)	7,500	
Property Tax	9,00,000	
Rent	1,35,32,560	
Repairs & Maintenance	31,26,863	
Rates & Taxes	9,72,536	
Telephone Charges	2,90,429	
Tours & Travels	3,17,495	
University exps	1,14,04,954	
Vehicles Repairs & Maintenance	37,11,573	
Vehicles Insurance	3,32,285	
<b>Total</b>		<b>5,59,07,317</b>
<b>SCHEDULE - 18</b>		
<b>FINANCIAL CHARGES</b>		
Bank Charges	1,03,797	
Interest on Loan Demand Loan - KHL	9,44,639	
Interest paid on Car Loan	4,21,028	
<b>Total</b>		<b>14,70,064</b>

For AMC ENGINEERING COLLEGE

  
Chairman

